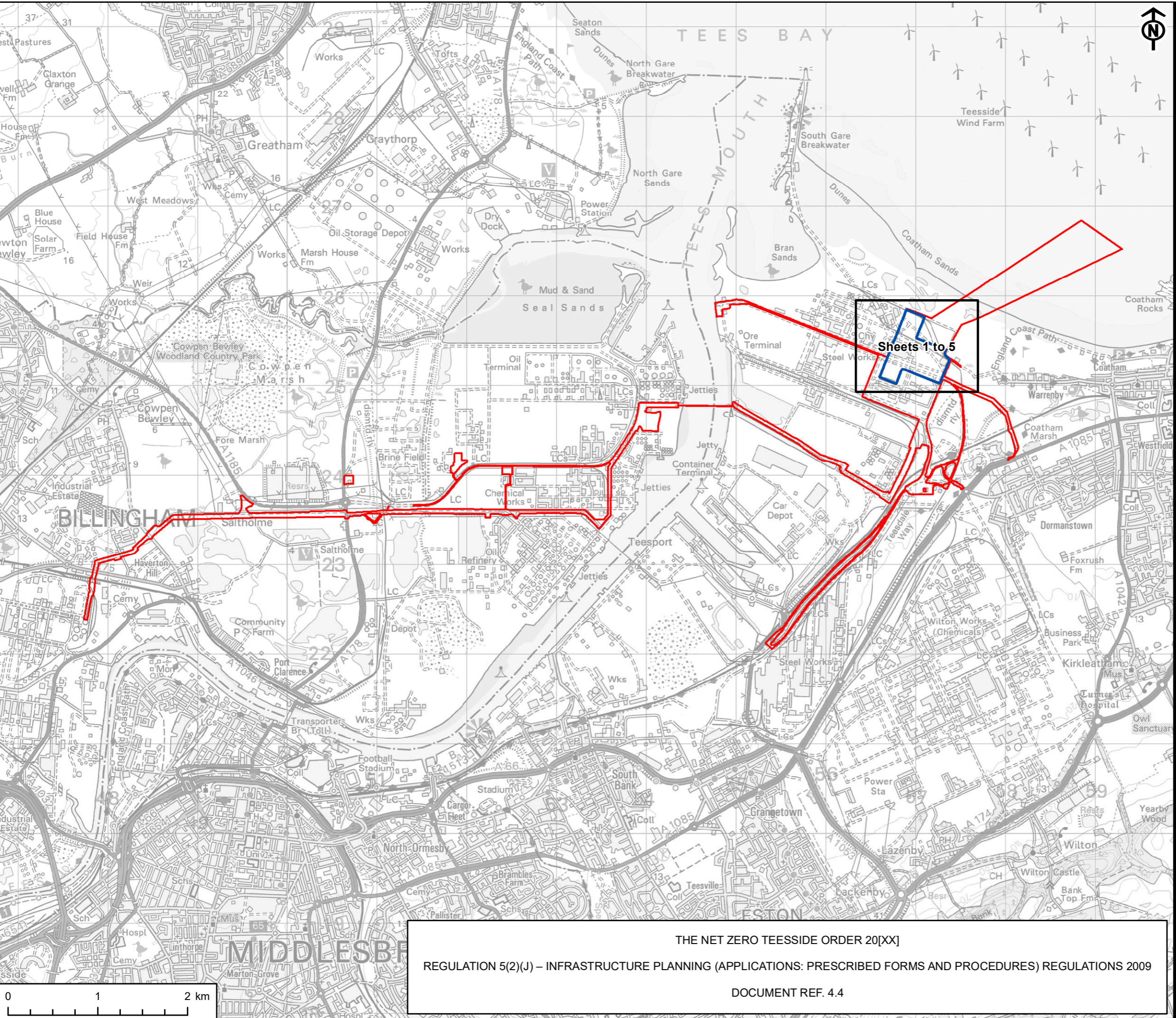


Project Management Initials: RL Designer: LC Checked: IC Approved: RL

Scale @ A3 1:40,000



**AECOM**

PROJECT  
NET ZERO TEESSIDE PROJECT

APPLICANTS  
NZZ POWER LTD. AND NZNS STORAGE LTD.

KEY

- Order Limits (Site Boundary)
- Detailed Sheet Number - Work No. 1 - Electricity Generating Station
- Areas within which each Work Number may be constructed:
- Work No. 1 - Electricity Generating Station - Overall Area

TITLE  
WORKS PLAN. KEY PLAN  
DOCUMENT REF. 4.4  
WORK NUMBER 1 - ELECTRICITY GENERATING STATION

REFERENCE  
NZZ\_OCT22\_DCO\_4.4\_v5

SHEET NUMBER  
1 of 10

DATE  
OCTOBER 2022

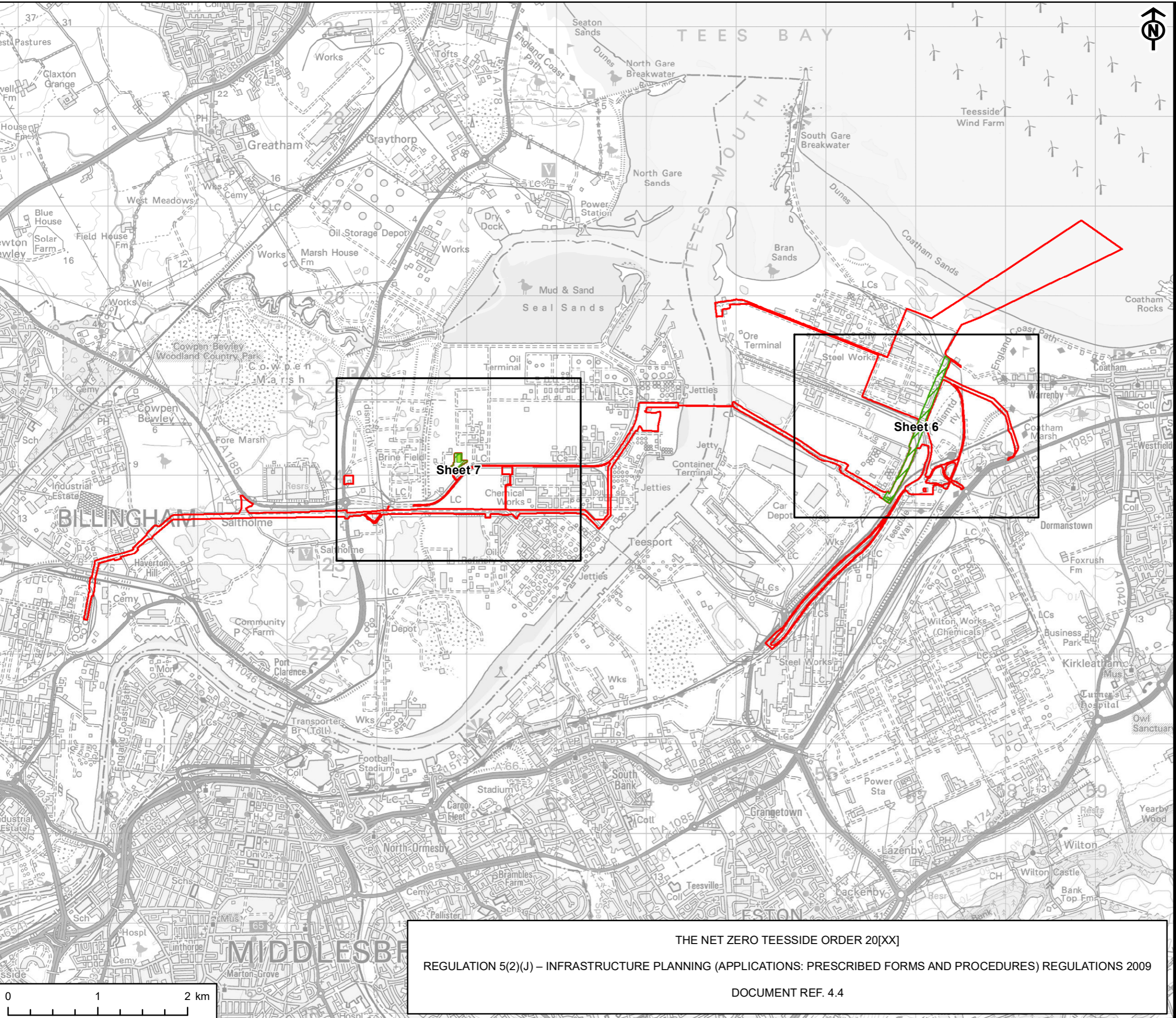
THE NET ZERO TEESSIDE ORDER 20[XX]  
REGULATION 5(2)(J) – INFRASTRUCTURE PLANNING (APPLICATIONS: PRESCRIBED FORMS AND PROCEDURES) REGULATIONS 2009  
DOCUMENT REF. 4.4

This drawing has been produced for the use of AECOM's client. It may not be used, modified or relied upon by third parties, except as agreed by AECOM or as required by law. AECOM accepts no responsibility, and denies any liability whatsoever, to any party that uses or relies upon this drawing without AECOM's express written consent. All dimensions are indicative and in metres unless otherwise noted. Do not scale this document.



Project Management Initials: RL Designer: LC Checked: IC Approved: RL

Scale @ A3 1:40,000



**AECOM**

PROJECT  
NET ZERO TEESSIDE PROJECT

APPLICANTS  
NZN POWER LTD. AND NZNS STORAGE LTD.

KEY

- Order Limits (Site Boundary)
- Detailed Sheet Number - Work No. 2 - Gas Connection Works
- Areas within which each Work Number may be constructed:
  - Work No. 2A - Underground High Pressure Gas Pipeline
  - Work No. 2B - Above Ground Installations

This drawing has been produced for the use of AECOM's client. It may not be used, modified or relied upon by third parties, except as agreed by AECOM or as required by law. AECOM accepts no responsibility, and denies any liability whatsoever, to any party that uses or relies upon this drawing without AECOM's express written consent. All dimensions are indicative and in metres unless otherwise noted. Do not scale this document.

THE NET ZERO TEESSIDE ORDER 20[XX]

REGULATION 5(2)(J) – INFRASTRUCTURE PLANNING (APPLICATIONS: PRESCRIBED FORMS AND PROCEDURES) REGULATIONS 2009

DOCUMENT REF. 4.4

TITLE  
WORKS PLAN. KEY PLAN  
DOCUMENT REF. 4.4  
WORK NUMBER 2 - GAS CONNECTION WORKS

REFERENCE  
NZN\_OCT22\_DCO\_4.4\_v5

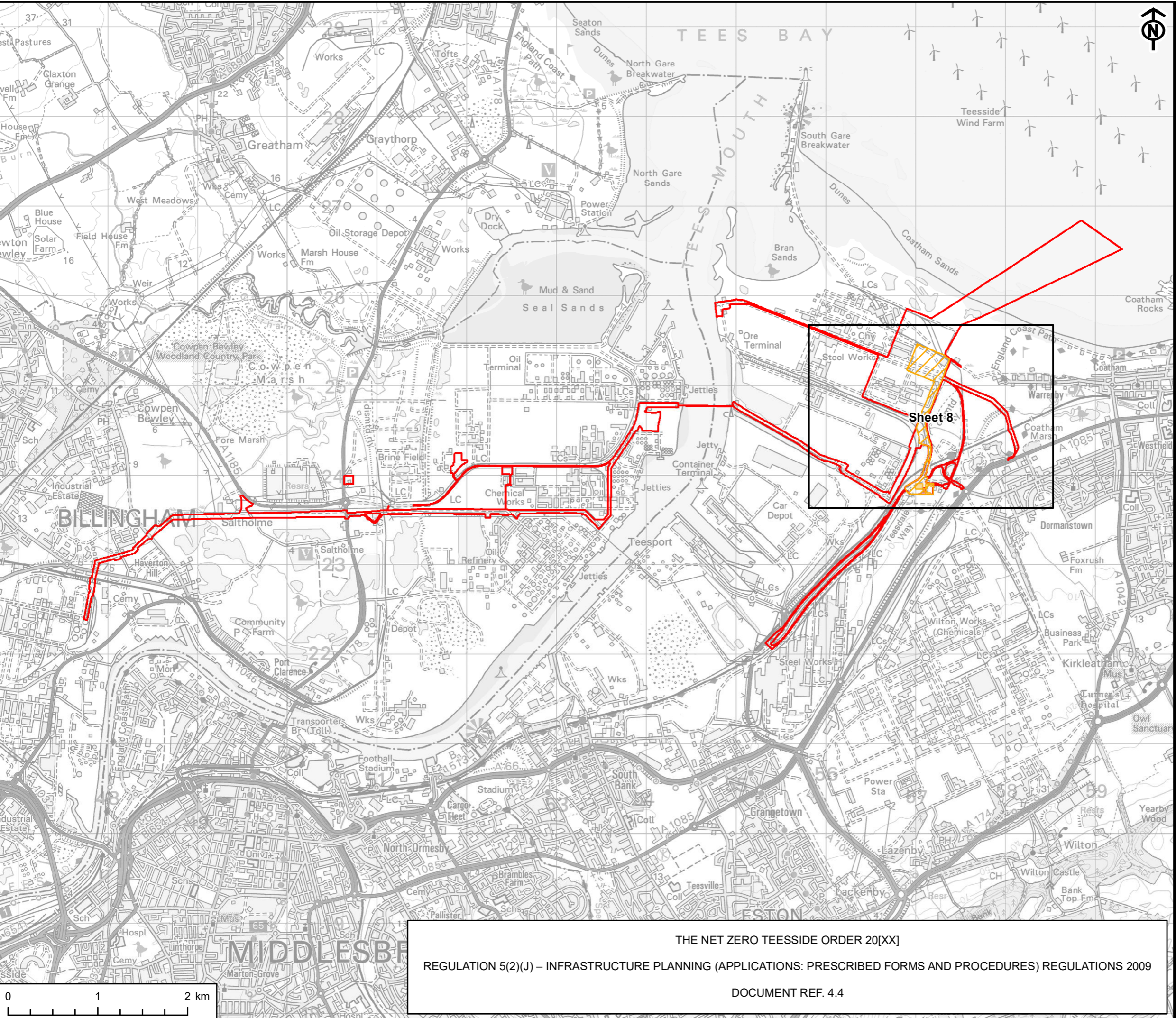
SHEET NUMBER  
2 of 10

DATE  
OCTOBER 2022



Project Management Initials: RL Designer: LC Checked: IC Approved: RL

Scale @ A3 1:40,000



**AECOM**

PROJECT  
NET ZERO TEESSIDE PROJECT

APPLICANTS  
NZN POWER LTD. AND NZNS STORAGE LTD.

KEY

- Order Limits (Site Boundary)
- Detailed Sheet Number - Work No. 3 - Electrical Connection Works

Areas within which each Work Number may be constructed:

- Work No. 3A - Electrical Connection
- Work No. 3B - Electrical Substation Works

TITLE  
WORKS PLAN. KEY PLAN  
DOCUMENT REF. 4.4  
WORK NUMBER 3 - ELECTRICAL CONNECTION WORKS

REFERENCE  
NZN\_OCT22\_DCO\_4.4\_v5

SHEET NUMBER  
3 of 10

DATE  
OCTOBER 2022

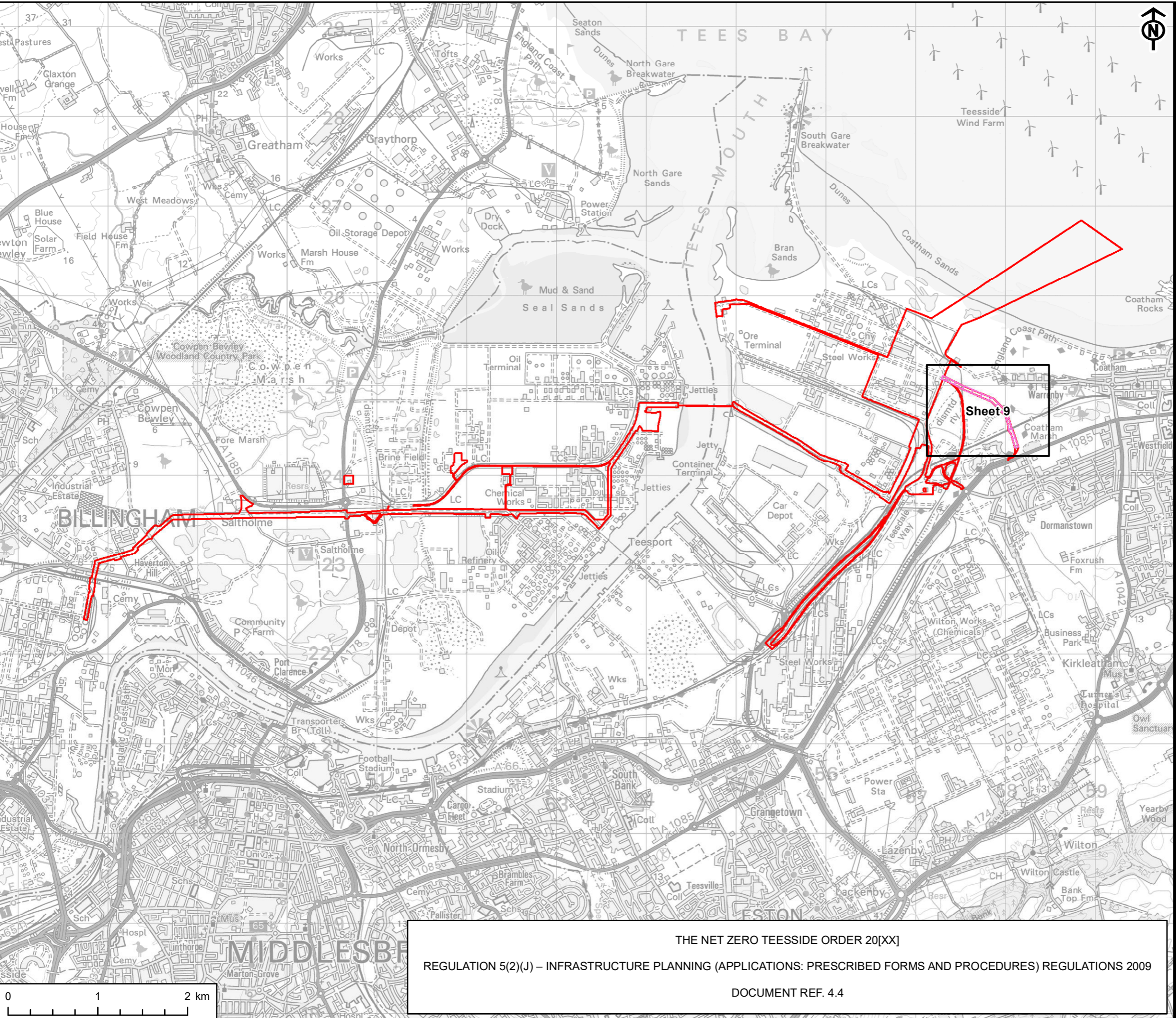
This drawing has been produced for the use of AECOM's client. It may not be used, modified or relied upon by third parties, except as agreed by AECOM or as required by law. AECOM accepts no responsibility, and denies any liability whatsoever, to any party that uses or relies upon this drawing without AECOM's express written consent. All dimensions are indicative and in metres unless otherwise noted. Do not scale this document.

THE NET ZERO TEESSIDE ORDER 20[XX]  
REGULATION 5(2)(J) – INFRASTRUCTURE PLANNING (APPLICATIONS: PRESCRIBED FORMS AND PROCEDURES) REGULATIONS 2009  
DOCUMENT REF. 4.4



Project Management Initials: RL Designer: LC Checked: IC Approved: RL

Scale @ A3 1:40,000



**AECOM**

PROJECT  
NET ZERO TEESSIDE PROJECT

APPLICANTS  
NZN POWER LTD. AND NZNS STORAGE LTD.

KEY

- Order Limits (Site Boundary)
- Detailed Sheet Number - Work No. 4 - Water Supply Connection Works

Areas within which each Work Number may be constructed:

- Work No. 4 - Water Supply Connection Works - Freshwater Connection

TITLE  
WORKS PLAN. KEY PLAN  
DOCUMENT REF. 4.4  
WORK NUMBER 4 - WATER SUPPLY CONNECTION WORKS

REFERENCE  
NZN\_OCT22\_DCO\_4.4\_v5

SHEET NUMBER  
4 of 10

DATE  
OCTOBER 2022

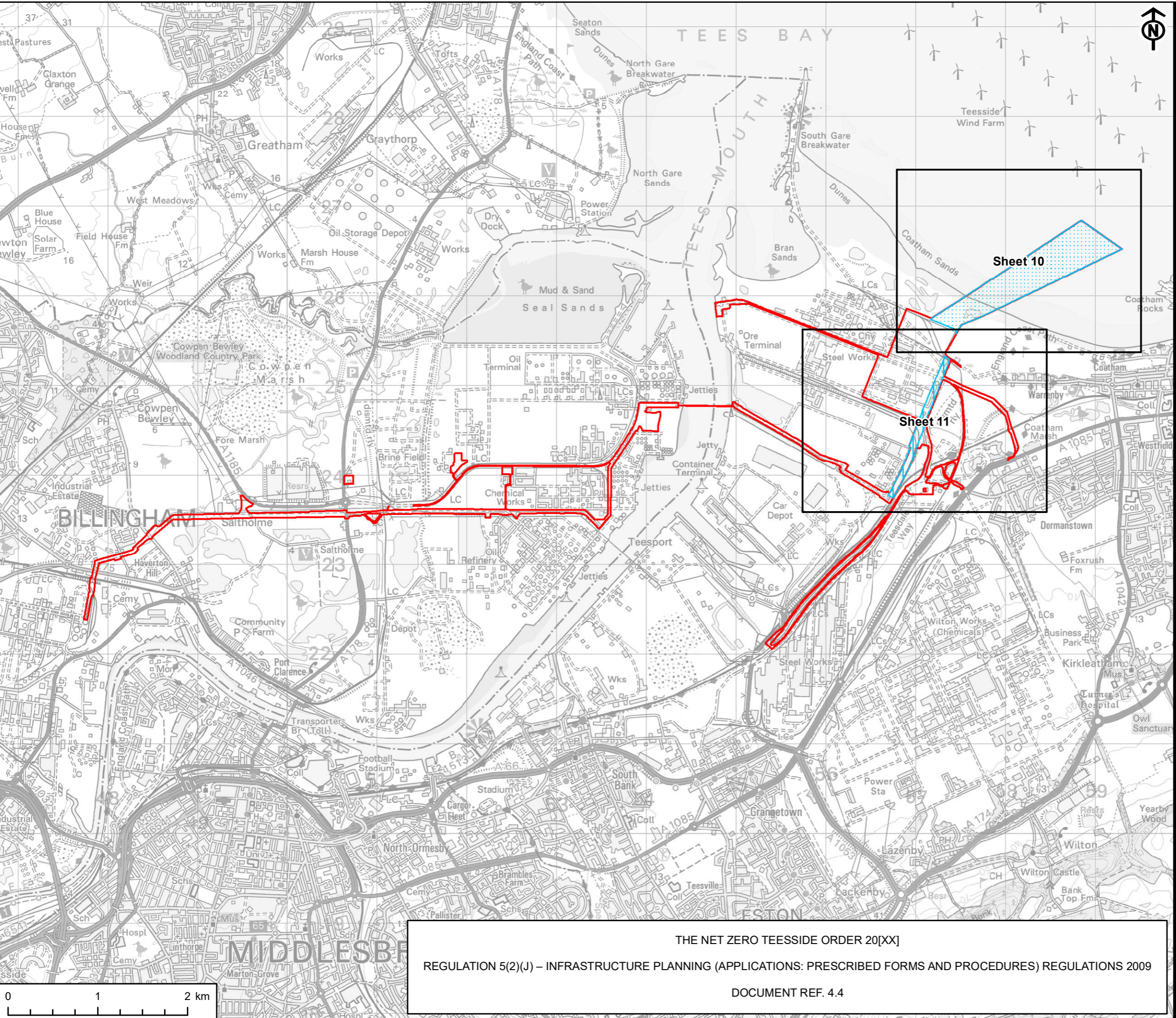
This drawing has been produced for the use of AECOM's client. It may not be used, modified or relied upon by third parties, except as agreed by AECOM or as required by law. AECOM accepts no responsibility, and denies any liability whatsoever, to any party that uses or relies upon this drawing without AECOM's express written consent. All dimensions are indicative and in metres unless otherwise noted. Do not scale this document.

THE NET ZERO TEESSIDE ORDER 20[XX]  
REGULATION 5(2)(J) – INFRASTRUCTURE PLANNING (APPLICATIONS: PRESCRIBED FORMS AND PROCEDURES) REGULATIONS 2009  
DOCUMENT REF. 4.4




Project Management Initials: RL Designer: LC Checked: IC Approved: RL

Scale @ A3 1:40,000



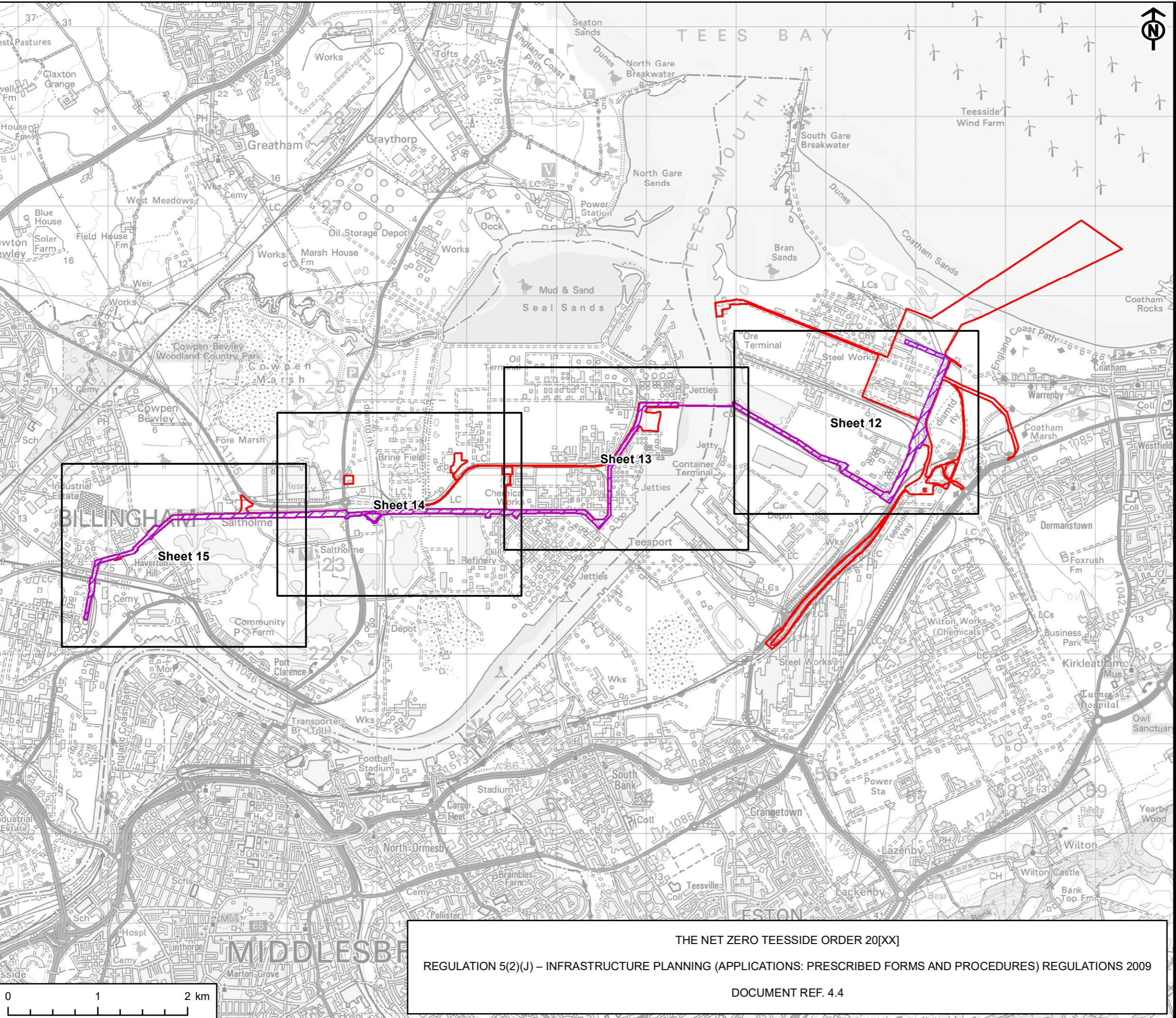
- KEY
- Order Limits (Site Boundary)
  - Detailed Sheet Number - Work No. 5 - Wastewater Disposal Works
- Areas within which each Work Number may be constructed:
- Work No. 5B - Wastewater Disposal Works - Replacement Outfall
  - Work No. 5C - Wastewater Disposal Works - Pipeline Connections to Bran Sands

THE NET ZERO TEESSIDE ORDER 20[XX]  
REGULATION 5(2)(J) – INFRASTRUCTURE PLANNING (APPLICATIONS: PRESCRIBED FORMS AND PROCEDURES) REGULATIONS 2009  
DOCUMENT REF. 4.4



This drawing has been produced for the use of AECOM's client. It may not be used, modified or relied upon by third parties, except as agreed by AECOM or as required by law. AECOM accepts no responsibility, and denies any liability whatsoever, to any party that uses or relies upon this drawing without AECOM's express written consent. All dimensions are indicative and in metres unless otherwise noted. Do not scale this document.





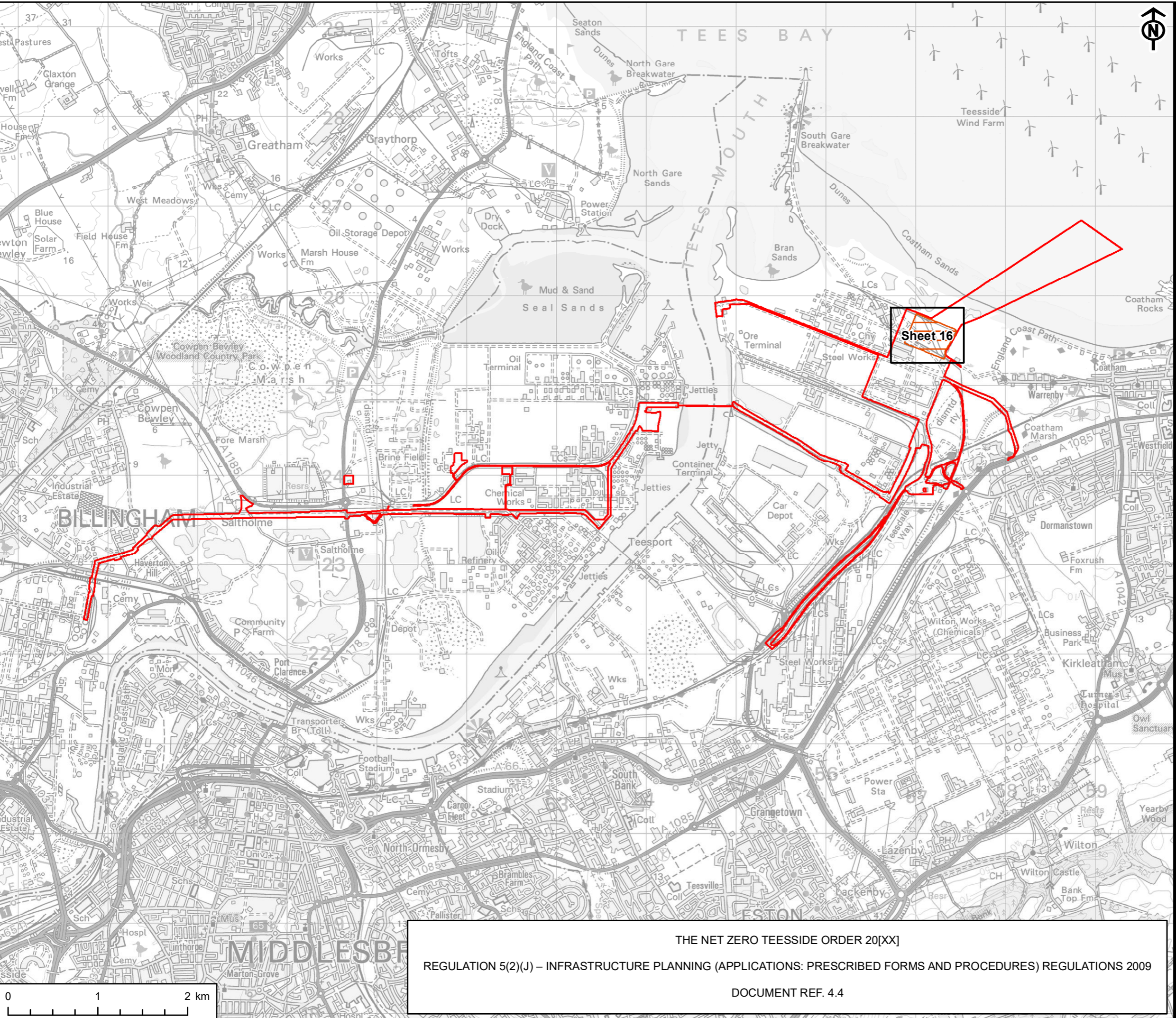
THE NET ZERO TEESSIDE ORDER 20[XX]  
 REGULATION 5(2)(J) – INFRASTRUCTURE PLANNING (APPLICATIONS: PRESCRIBED FORMS AND PROCEDURES) REGULATIONS 2009  
 DOCUMENT REF. 4.4

This drawing has been produced for the use of AECOM's client. It may not be used, modified or relied upon by third parties, except as agreed by AECOM or as required by law. AECOM accepts no responsibility, and denies any liability whatsoever, to any party that uses or relies upon this drawing without AECOM's express written consent. All dimensions are indicative and in metres unless otherwise noted. Do not scale this document.



Project Management Initials: RL Designer: LC Checked: IC Approved: RL

Scale @ A3 1:40,000



**AECOM**

PROJECT  
NET ZERO TEESSIDE PROJECT

APPLICANTS  
NZE POWER LTD. AND NZNS STORAGE LTD.

KEY

- Order Limits (Site Boundary)
- Detailed Sheet Number - Work No. 7 - High Pressure Carbon Dioxide Compression Station

Areas within which each Work Number may be constructed:

- Work No. 7 - High Pressure Carbon Dioxide Compression Station


TITLE  
WORKS PLAN. KEY PLAN  
DOCUMENT REF. 4.4  
WORK NUMBER 7 - HIGH PRESSURE CARBON DIOXIDE COMPRESSION STATION

REFERENCE  
NZE\_OCT22\_DCO\_4.4\_v5

SHEET NUMBER  
7 of 10

DATE  
OCTOBER 2022

THE NET ZERO TEESSIDE ORDER 20[XX]  
REGULATION 5(2)(J) – INFRASTRUCTURE PLANNING (APPLICATIONS: PRESCRIBED FORMS AND PROCEDURES) REGULATIONS 2009  
DOCUMENT REF. 4.4

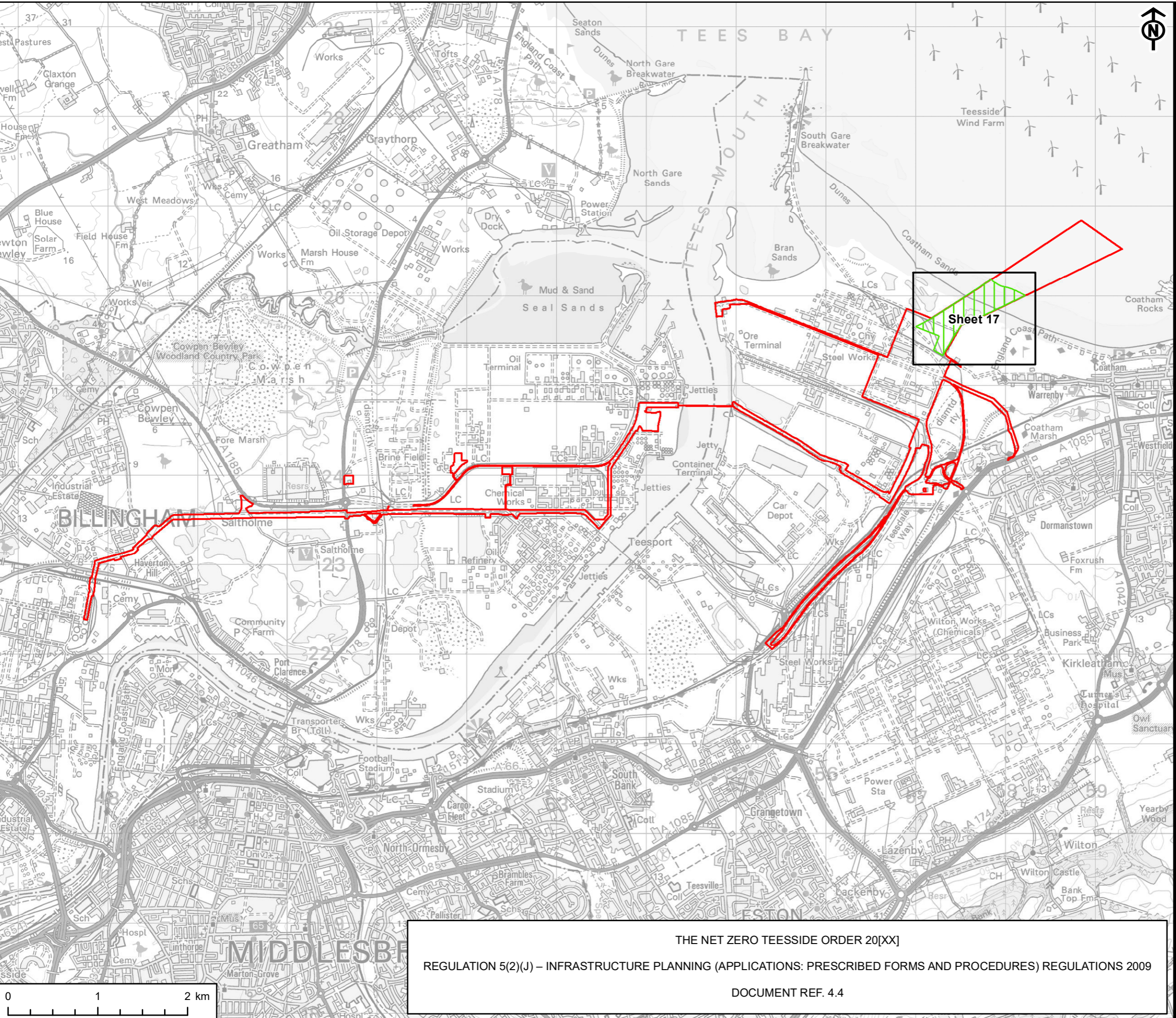


This drawing has been produced for the use of AECOM's client. It may not be used, modified or relied upon by third parties, except as agreed by AECOM or as required by law. AECOM accepts no responsibility, and denies any liability whatsoever, to any party that uses or relies upon this drawing without AECOM's express written consent. All dimensions are indicative and in metres unless otherwise noted. Do not scale this document.



Project Management Initials: RL Designer: LC Checked: IC Approved: RL

Scale @ A3 1:40,000



**AECOM**

PROJECT  
NET ZERO TEESIDE PROJECT

APPLICANTS  
NZN POWER LTD. AND NZNS STORAGE LTD.

KEY

- Order Limits (Site Boundary)
- Detailed Sheet Number - Work No. 8 - High Pressure Carbon Dioxide Export Pipeline
- Areas within which each Work Number may be constructed:
- Work No. 8 - High Pressure Carbon Dioxide Export Pipeline

This drawing has been produced for the use of AECOM's client. It may not be used, modified or relied upon by third parties, except as agreed by AECOM or as required by law. AECOM accepts no responsibility, and denies any liability whatsoever, to any party that uses or relies upon this drawing without AECOM's express written consent. All dimensions are indicative and in metres unless otherwise noted. Do not scale this document.

**THE NET ZERO TEESIDE ORDER 20[XX]**  
REGULATION 5(2)(J) – INFRASTRUCTURE PLANNING (APPLICATIONS: PRESCRIBED FORMS AND PROCEDURES) REGULATIONS 2009  
DOCUMENT REF. 4.4

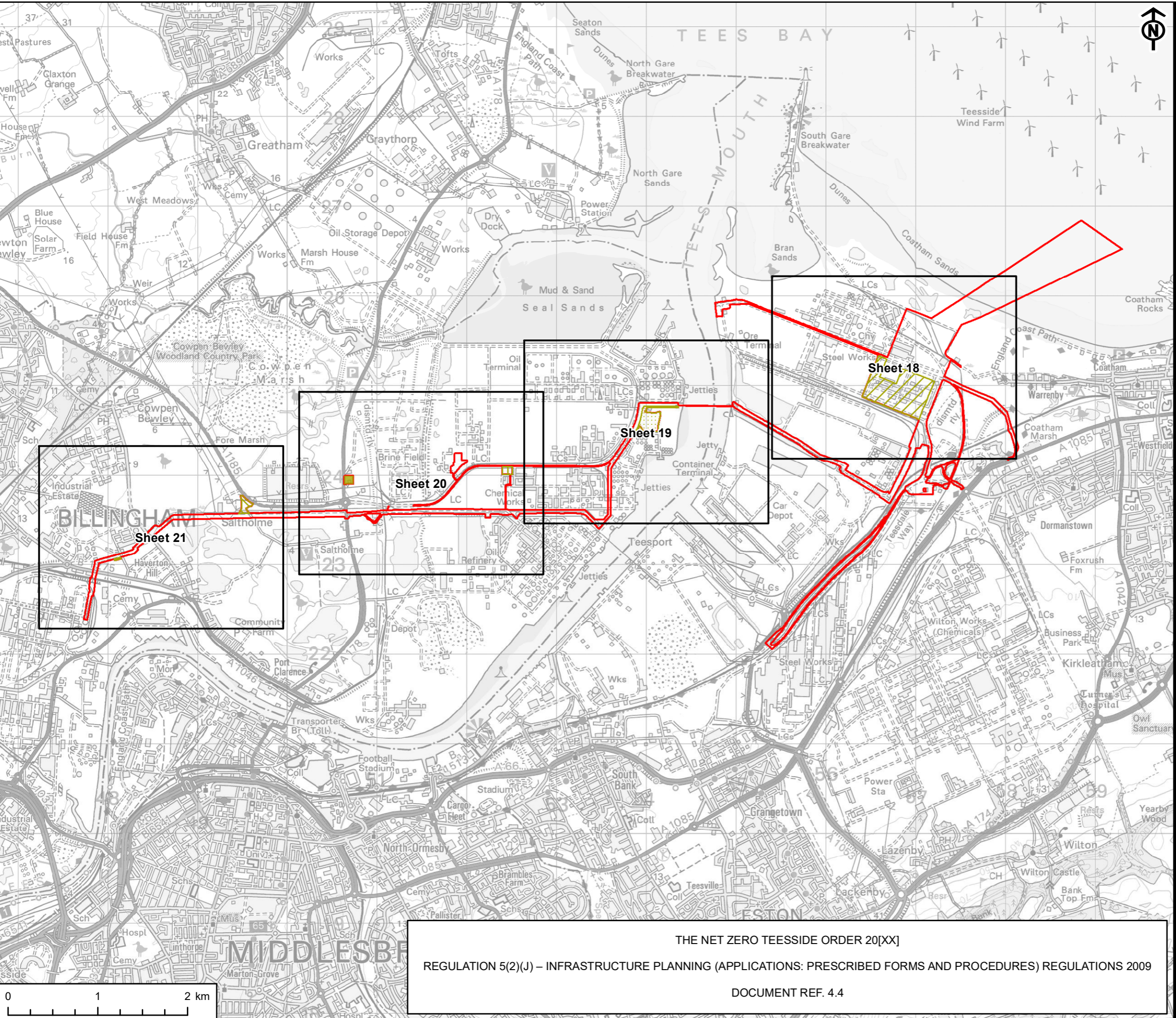
TITLE  
WORKS PLAN. KEY PLAN  
DOCUMENT REF. 4.4  
WORK NUMBER 8 - HIGH PRESSURE  
CARBON DIOXIDE EXPORT PIPELINE

REFERENCE  
NZN\_OCT22\_DCO\_4.4\_v5

SHEET NUMBER  
8 of 10

DATE  
OCTOBER 2022





**AECOM**

PROJECT  
NET ZERO TEESIDE PROJECT

APPLICANTS  
NZT POWER LTD. AND NZNS STORAGE LTD.

KEY

- Order Limits (Site Boundary)
- Detailed Sheet Number - Work No. 9 - Temporary Construction and Laydown Areas

Areas within which each Work Number may be constructed:

- Work No. 9A - Temporary Construction and Laydown Area - Teesworks Laydown
- Work No. 9B - Temporary Construction and Laydown Area - Navigator Terminal and Seal Sands
- Work No. 9C - Temporary Construction and Laydown Area - INEOS
- Work No. 9D - Temporary Construction and Laydown Area - Saltholme Welfare
- Work No. 9E - Temporary Construction and Laydown Area - Saltholme Laydown & Access
- Work No. 9F - Temporary Construction and Laydown Area - Haverton Hill Laydown / Welfare

TITLE  
WORKS PLAN. KEY PLAN  
DOCUMENT REF. 4.4  
WORK NUMBER 9 - TEMPORARY CONSTRUCTION AND LAYDOWN AREAS

REFERENCE  
Nzt\_Oct22\_DCO\_4.4\_v5

SHEET NUMBER  
9 of 10

DATE  
OCTOBER 2022

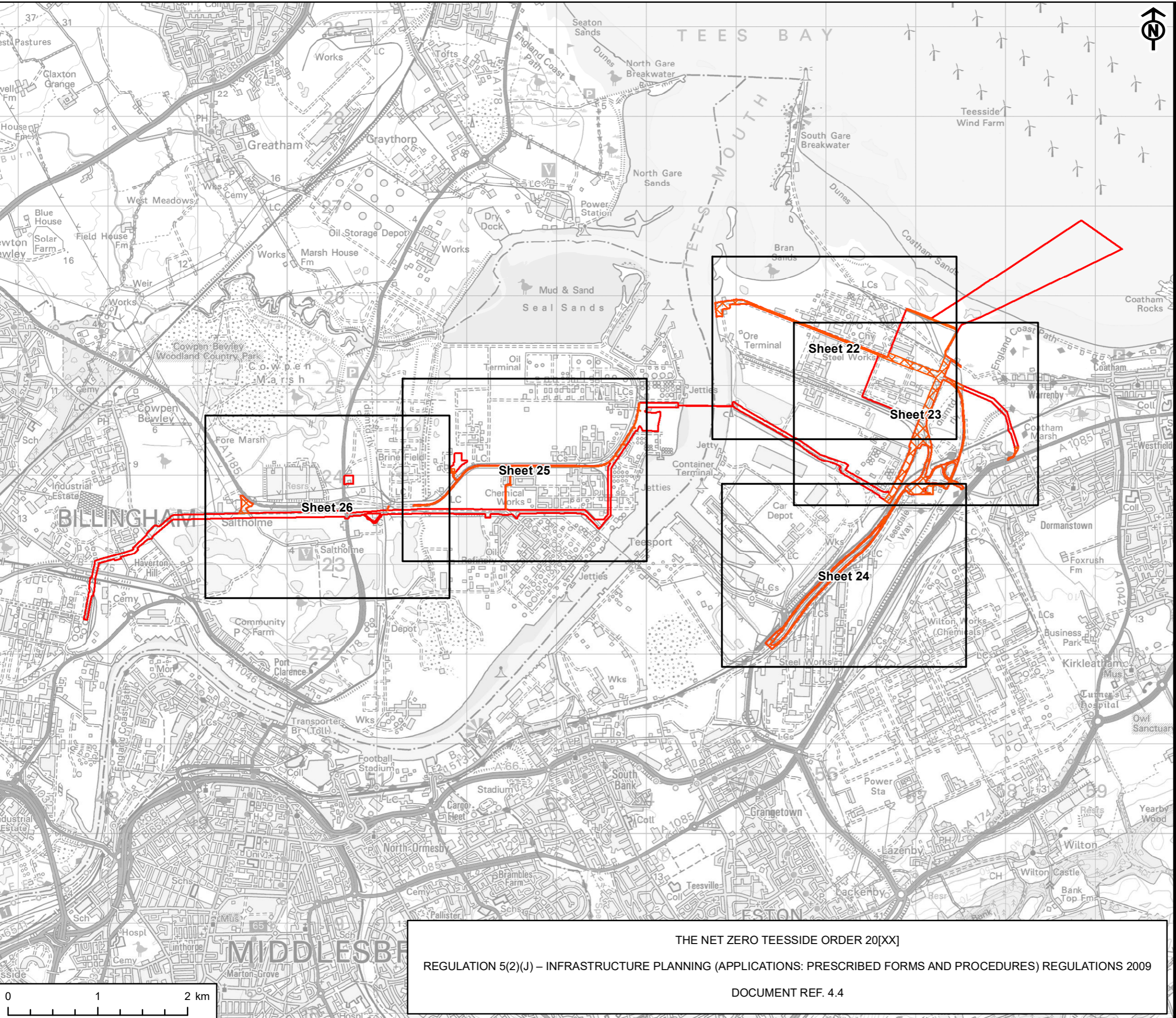
This drawing has been produced for the use of AECOM's client. It may not be used, modified or relied upon by third parties, except as agreed by AECOM or as required by law. AECOM accepts no responsibility, and denies any liability whatsoever, to any party that uses or relies upon this drawing without AECOM's express written consent. All dimensions are indicative and in metres unless otherwise noted. Do not scale this document.

THE NET ZERO TEESIDE ORDER 20[XX]  
REGULATION 5(2)(J) – INFRASTRUCTURE PLANNING (APPLICATIONS: PRESCRIBED FORMS AND PROCEDURES) REGULATIONS 2009  
DOCUMENT REF. 4.4



Project Management Initials: RL Designer: LC Checked: IC Approved: RL

Scale @ A3 1:40,000



**AECOM**

PROJECT  
NET ZERO TEESSIDE PROJECT

APPLICANTS  
NZE POWER LTD. AND NZNS STORAGE LTD.

KEY

- Order Limits (Site Boundary)
- Detailed Sheet Number - Work No. 10 - Access and Highway Improvements
- Areas within which each Work Number may be constructed:
- Work No. 10 - Access and Highway Improvements

TITLE  
WORKS PLAN. KEY PLAN  
DOCUMENT REF. 4.4  
WORK NUMBER 10 - ACCESS AND HIGHWAY IMPROVEMENTS

REFERENCE  
NZE\_OCT22\_DCO\_4.4\_v5

SHEET NUMBER  
10 of 10

DATE  
OCTOBER 2022

THE NET ZERO TEESSIDE ORDER 20[XX]  
REGULATION 5(2)(J) – INFRASTRUCTURE PLANNING (APPLICATIONS: PRESCRIBED FORMS AND PROCEDURES) REGULATIONS 2009  
DOCUMENT REF. 4.4

This drawing has been produced for the use of AECOM's client. It may not be used, modified or relied upon by third parties, except as agreed by AECOM or as required by law. AECOM accepts no responsibility, and denies any liability whatsoever, to any party that uses or relies upon this drawing without AECOM's express written consent. All dimensions are indicative and in metres unless otherwise noted. Do not scale this document.